

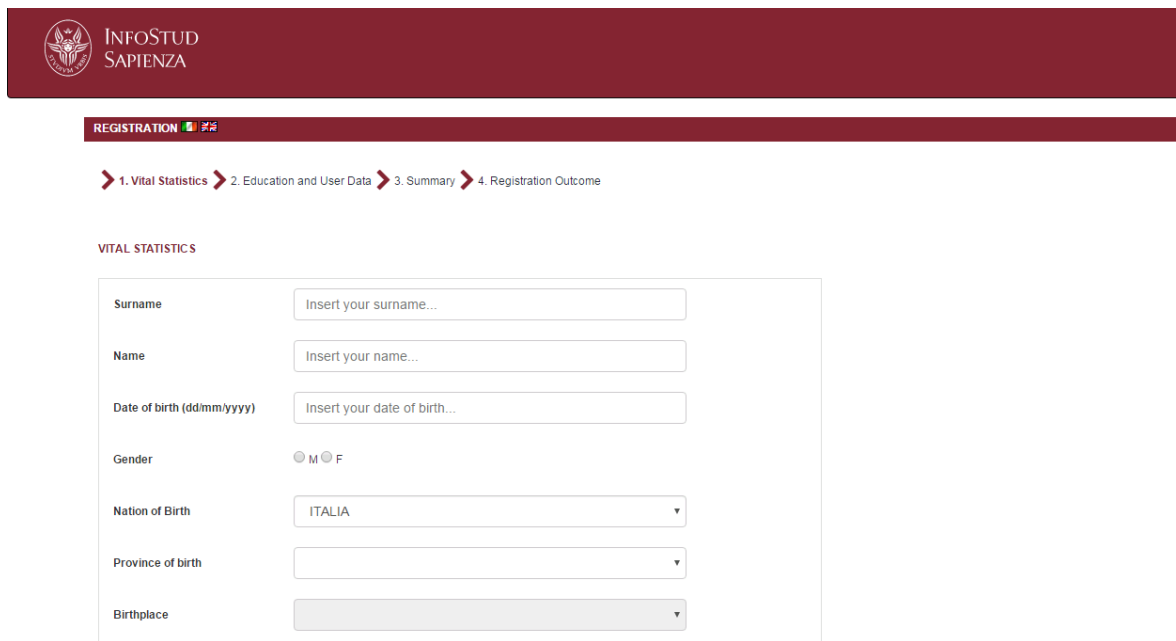


How to apply for the European Master course in “Space Transportation Systems: Launchers and Re-entry vehicles” (Only graduate students in aerospace and industrial engineering will be admitted)

- Step 1: register on INFOSTUD system
- Step 2: pay the admission fee
- Step 3: send the mandatory documents
- Step 4: complete the application form
- Step 5: send your application form

Step 1: register on INFOSTUD system

- People who would like to apply to the Master Course in Space Transportation Systems must register in advance on the information system of the University of Rome La Sapienza, by following the instructions on the page <http://en.uniroma1.it/students>
- <https://www.studenti.uniroma1.it/phoenixreg/index.html#/>




The screenshot shows the registration interface for the INFOSTUD SAPIENZA system. At the top, there is a dark red header with the university logo and the text "INFOSTUD SAPIENZA". Below this, a navigation bar contains the word "REGISTRATION" followed by a small Italian flag and a language selection icon. A progress indicator shows four steps: "1. Vital Statistics", "2. Education and User Data", "3. Summary", and "4. Registration Outcome", with "1. Vital Statistics" being the active step. The main content area is titled "VITAL STATISTICS" and contains a form with the following fields:

- Surname: Text input field with placeholder "Insert your surname..."
- Name: Text input field with placeholder "Insert your name..."
- Date of birth (dd/mm/yyyy): Text input field with placeholder "Insert your date of birth..."
- Gender: Radio button selection for "M" (Male) and "F" (Female)
- Nation of Birth: Dropdown menu currently showing "ITALIA"
- Province of birth: Dropdown menu
- Birthplace: Dropdown menu

Step 1.1: Taxpayer number

An Italian tax code is needed. It may be obtained on this site <http://www.codicefiscale.com/>

- Surname
- Name
- Date of birth
- Sex
- State
- Click on “CALCOLA IL CODICE FISCALE”



The screenshot shows the 'Calcolo Codice Fiscale' online form. The form is titled 'Calcolo Codice Fiscale' and 'Calcola il codice fiscale online'. It contains the following fields:

- COGNOME: HERNANDEZ
- NOME: JESUS
- SESSO: M
- LUOGO DI NASCITA: SPAGNA
- PROVINCIA (SIGLA):
- DATA DI NASCITA: 18, 01, 1990

A green button at the bottom of the form is labeled 'Calcola il Codice Fiscale'.

Foreign-born abroad must indicate in the field "City of birth" the state in which they were born (e.g. France, Iran, Egypt, etc.)



Step 2: pay the admission fee

To start the admission procedure the candidate **must pay an entry fee of 51,00€**. The payment can be made at any Italian office of UniCredit Group – Bank, **before November 24th, 2017**.

To make a payment the applicant needs to use the form that can be printed through the online information system of the University, by logging into the website (click on **LOGIN**).

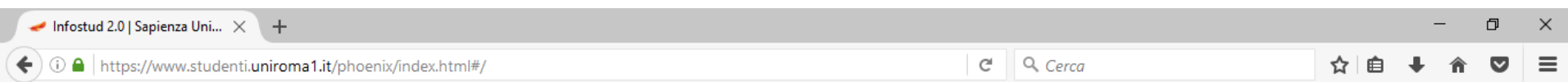
Insert your registration number and the password received in Step 2 then click LOGIN

For additional information,
contact
infoStud@uniroma1.it

The screenshot shows the website www.uniroma1.it/studenti. The page features a navigation menu with categories: ATENEIO, STRUTTURE, DIDATTICA, RICERCA, INTERNAZIONALE, and @SAPIENZA. A sidebar on the left lists various student-related topics like 'Futuri studenti', 'Studenti stranieri', and 'Alumni'. The main content area includes sections for 'PER GLI STUDENTI' with sub-sections like 'GARANZIA APPELLI PER EVENTUALE SCIOPERO DOCENTI', 'PRENOTAZIONI ESAMI E ISCRIZIONI', and 'BONUS ESAMI: PRENDI BUONI VOTI, PAGHERAI MENO TASSE!'. At the bottom, there is a login form with fields for 'Matricola' and 'Password', a 'Login' button, and a 'Entra con SPID' button. A red arrow points to the 'Login' button.



Step 2.1 Select **Master**



Ciao,



BOLLETTINI +



CERTIFICATI +



RICERCA APPELLI



ESAMI PRENOTATI



ESAMI REGISTRATI




STATISTICHE

CORSI DI LAUREA

DOTTORATI

SCUOLE DI
SPECIALIZZAZIONE

MASTER



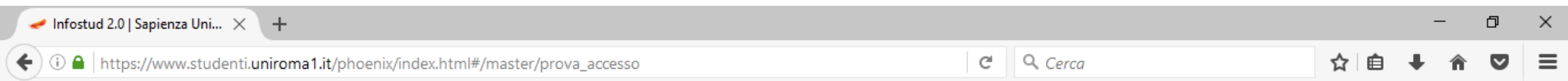
CORSI
DI FORMAZIONE

TIROCINI
FORMATIVI ATTIVI

ESAMI DI STATO



Step 2.1.1 Select **Accesso ai corsi**



[Torna alla home](#)

Home - Master - **Accesso ai corsi**

1063618, MARIA CHIARA MENICHELLI

MASTER

ACCESSO AI CORSI

TASSE

- ▶ Primo anno
- ▶ Anni successivi
- ▶ Esame finale

BOLLETTINI

- ▶ Bollettini Generati
- ▶ Bollettini Pagati

CERTIFICATI

[Contatti](#)

ACCESSO AI CORSI

- 1 INSERISCI IL CODICE ➤ 2 CONTROLLA I DATI ➤ 3 RIEPILOGO E STAMPA

Codice

prosegui

Con questa funzione stampi il bollettino con l'importo previsto per l'ingresso ai corsi con:

- prove di accesso ai corsi a numero programmato
- prove di verifica delle conoscenze
- valutazione comparativa dei titoli
- verifica dei requisiti e della personale preparazione (lauree magistrali)

Il codice da inserire è indicato nelle modalità di accesso a ciascun corso

<http://corsi.dilaurea.uniroma1.it/>



2.2: Complete the form by indicating the course code: **29033**, select **proseguì** and then **stampa**.

Infostud 2.0 | Sapienza Uni... x +

https://www.studenti.uniroma1.it/phoenix/index.html#/master/prova_accesso

INFOSTUD SAPIENZA

ABOUT | PROFILO | IMPOSTAZIONI | AIUTO

Torna alla home

Home - Master - Accesso ai corsi

1063618, MARIA CHIARA MENIC

MASTER

ACCESSO AI CORSI

TASSE

- Primo anno
- Anni successivi
- Esame finale

BOLLETTINI

- Bollettini Generati
- Bollettini Pagati

CERTIFICATI

Contatti

ACCESSO AI CORSI

➤ 1 INSERISCI IL CODICE ➤ 2 CONTROLLA I DATI ➤ 3 RIEPILOGO E STAMPA

Codice

Con questa funzione stampi il bollettino con l'importo previsto per l'ingresso ai corsi con:

- prove di accesso ai corsi a numero programmato
- prove di verifica delle conoscenze
- valutazione comparativa dei titoli
- verifica dei requisiti e della personale preparazione (lauree magistrali)

Il codice da inserire è indicato nelle modalità di accesso a ciascun corso

Note: You will receive the form to be presented to the bank for payment

Step 3: send the mandatory documents

It is mandatory to include in the application form the following documents:

- One copy of an identity document, duly signed and readable (ID card - Car Driving Licence - Passport);
- One copy of the personal Tax Code;
- One copy of the payment receipt for the admission test, issues by the UniCredit Group – Bank;
- One copy of University degree certificate;
- One **copy of "Declaration of Value"** (relevant only to applicants who received their university degree in countries other than Italy), issued by the Italian Diplomatic representative in the Country where the degree was obtained.
- Curriculum Vitae and Studiorum;
- Declaration of acceptance for the processing of personal data
- Any further available credit or document you may consider relevant to better qualify yourself for the selection process.

The application form must be signed by the candidate.



Step 4: complete the application form

Complete the annexes to the Call of participation

- 1: template of application form
- 2: template of the accademic degree self-certification
- 3: template of Declaration of acceptance for the processing of personal data



Step 5: send your application form

Please send the application forms and all the documents via e-mail to mastersts@uniroma1.it

You can find all the annexes and the application forms **in the web site:** www.stsmastercourse.eu

For any further information do not hesitate to contact us: Secretariat Master via e-mail: mastersts@uniroma1.it,
or call the phone number: 0039/ 06 – 44.585.882.